

Thermowells

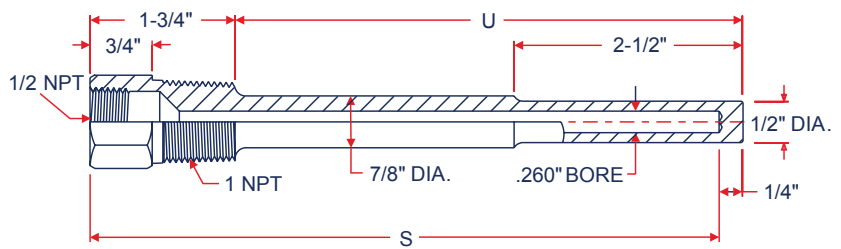
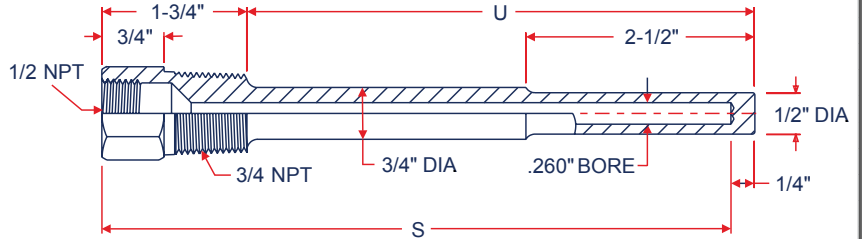
- Brass, 304 Stainless Steel or 316 Stainless Steel
- Tapered or Straight Shank
- 0.260 and 0.385 Standard Bore Sizes
- Threaded for easy connection



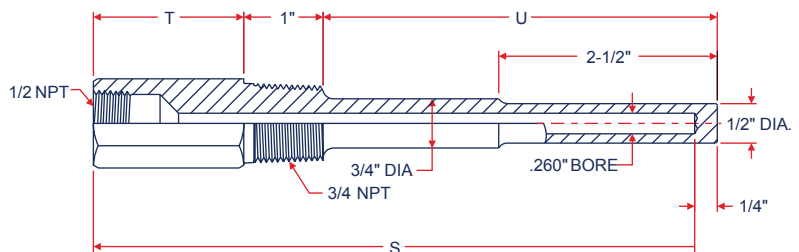
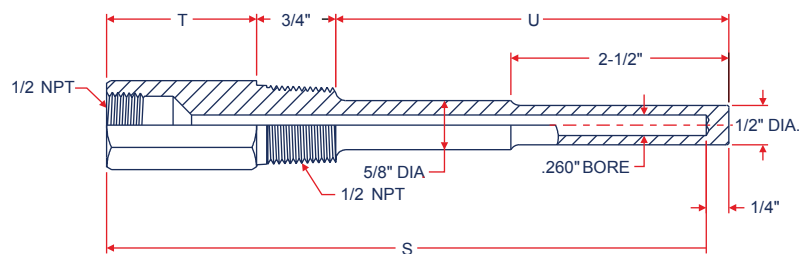
	Part Number	"S" Stem	"U" Insertion	Well Material
	M3957K67	2-1/2	1-1/8	Brass
	M3957K68	2-1/2	1-1/8	304SS
	M3957K69	2-1/2	1-1/8	316SS
	M3957K64	4	2-1/2	Brass
	M3957K65	4	2-1/2	304SS
	M3957K66	4	2-1/2	316SS
	M3957K37	6	4-1/2	Brass
	M3957K38	6	4-1/2	304SS
	M3957K51	6	4-1/2	316SS
	M3957K39	9	7-1/2	Brass
	M3957K41	9	7-1/2	304SS
	M3957K52	9	7-1/2	316SS
	M3957K42	12	10-1/2	Brass
	M3957K43	12	10-1/2	304SS
	M3957K53	12	10-1/2	316SS
	M3957K71	18	16-1/2	Brass
	M3957K72	18	16-1/2	304SS
	M3957K73	18	16-1/2	316SS
	M3957K74	24	22-1/2	Brass
M3957K75	24	22-1/2	304SS	
M3957K76	24	22-1/2	316SS	
	M3957K77	2-1/2	1-5/8	Brass
	M3957K78	2-1/2	1-5/8	304SS
	M3957K79	2-1/2	1-5/8	316SS

Thermowells

Part Number	"S" Stem	"U" Insertion	Well Material
M3957K11	4	2-1/2	Brass
M3957K21	4	2-1/2	304SS
M3957K54	4	2-1/2	316SS
M3957K12	6	4-1/2	Brass
M3957K22	6	4-1/2	304SS
M3957K55	6	4-1/2	316SS
M3957K13	9	7-1/2	Brass
M3957K23	9	7-1/2	304SS
M3957K56	9	7-1/2	316SS
M3957K44	12	10-1/2	Brass
M3957K45	12	10-1/2	304SS
M3957K57	12	10-1/2	316SS
M3957K84	18	16-1/2	Brass
M3957K85	18	16-1/2	304SS
M3957K86	18	16-1/2	316SS
M3957K87	24	22-1/2	Brass
M3957K88	24	22-1/2	304SS
M3957K89	24	22-1/2	316SS
M3957K46	4	2-1/2	Brass
M3957K47	4	2-1/2	304SS
M3957K58	4	2-1/2	316SS
M3957K48	6	4-1/2	Brass
M3957K49	6	4-1/2	304SS
M3957K59	6	4-1/2	316SS
M3957K91	9	7-1/2	Brass
M3957K92	9	7-1/2	304SS
M3957K93	9	7-1/2	316SS
M3957K94	12	10-1/2	Brass
M3957K95	12	10-1/2	304SS
M3957K96	12	10-1/2	316SS
M3957K14	18	16-1/2	Brass
M3957K15	18	16-1/2	304SS
M3957K16	18	16-1/2	316SS
M3957K17	24	22-1/2	Brass
M3957K18	24	22-1/2	304SS
M3957K19	24	22-1/2	316SS



Part Number	"S" Stem	"U" Insertion	"T" Lag	Well Material
M3957K24	9	4-1/2	4	Brass
M3957K25	9	4-1/2	4	304SS
M3957K26	9	4-1/2	4	316SS
M3957K27	12	7-1/2	4	Brass
M3957K28	12	7-1/2	4	304SS
M3957K29	12	7-1/2	4	316SS
M3957K4	18	13-1/2	4	Brass
M3957K5	18	13-1/2	4	304SS
M3957K6	18	13-1/2	4	316SS
M3957K7	24	19-1/2	4	Brass
M3957K8	24	19-1/2	4	304SS
M3957K9	24	19-1/2	4	316SS
M3957K31	6	2-1/2	2-3/4	Brass
M3957K32	6	2-1/2	2-3/4	304SS
M3957K61	6	2-1/2	2-3/4	316SS
M3957K33	9	4-1/2	3-3/4	Brass
M3957K34	9	4-1/2	3-3/4	304SS
M3957K62	9	4-1/2	3-3/4	316SS
M3957K35	12	7-1/2	3-3/4	Brass
M3957K36	12	7-1/2	3-3/4	304SS
M3957K63	12	7-1/2	3-3/4	316SS
M3957K114	18	13-1/2	3-3/4	Brass
M3957K115	18	13-1/2	3-3/4	304SS
M3957K116	18	13-1/2	3-3/4	316SS
M3957K117	24	19-1/2	3-3/4	Brass
M3957K118	24	19-1/2	3-3/4	304SS
M3957K119	24	19-1/2	3-3/4	316SS



	Part Number	"S" Stem	"U" Insertion	"T" Lag	Well Material
	M3957K121	9	4-1/2	3-3/4	Brass
	M3957K122	9	4-1/2	3-3/4	304SS
	M3957K123	9	4-1/2	3-3/4	316SS
	M3957K124	12	7-1/2	3-3/4	Brass
	M3957K125	12	7-1/2	3-3/4	304SS
	M3957K126	12	7-1/2	3-3/4	316SS
	M3957K131	18	13-1/2	3-3/4	Brass
	M3957K132	18	13-1/2	3-3/4	304SS
	M3957K133	18	13-1/2	3-3/4	316SS
	M3957K134	24	19-1/2	3-3/4	Brass
	M3957K135	24	19-1/2	3-3/4	304SS
	M3957K136	24	19-1/2	3-3/4	316SS

	Part Number	"S" Stem	"U" Insertion	Well Material
	M3957K137	4	2-1/2	Brass
	M3957K138	4	2-1/2	304SS
	M3957K139	4	2-1/2	316SS
	M3957K141	6	4-1/2	Brass
	M3957K142	6	4-1/2	304SS
	M3957K143	6	4-1/2	316SS
	M3957K144	9	7-1/2	Brass
	M3957K145	9	7-1/2	304SS
	M3957K146	9	7-1/2	316SS
	M3957K147	12	10-1/2	Brass
	M3957K148	12	10-1/2	304SS
	M3957K149	12	10-1/2	316SS

	Part Number	"S" Stem	"U" Insertion	Well Material
	M3957K162	4	2-1/2	Brass
	M3957K163	4	2-1/2	304SS
	M3957K164	4	2-1/2	316SS
	M3957K165	6	4-1/2	Brass
	M3957K166	6	4-1/2	304SS
	M3957K167	6	4-1/2	316SS
	M3957K168	9	7-1/2	Brass
	M3957K169	9	7-1/2	304SS
	M3957K171	9	7-1/2	316SS
	M3957K172	12	10-1/2	Brass
	M3957K173	12	10-1/2	304SS
	M3957K174	12	10-1/2	316SS

	Part Number	"S" Stem	"U" Insertion	Well Material
	M3957K221	4	2-1/2	Brass
	M3957K222	4	2-1/2	304SS
	M3957K223	4	2-1/2	316SS
	M3957K231	6	4-1/2	Brass
	M3957K232	6	4-1/2	304SS
	M3957K233	6	4-1/2	316SS
	M3957K241	9	7-1/2	Brass
	M3957K242	9	7-1/2	304SS
	M3957K243	9	7-1/2	316SS

	Part Number	"S" Stem	"U" Insertion	Well Material
	M3957K261	4	2-1/2	Brass
	M3957K262	4	2-1/2	304SS
	M3957K263	4	2-1/2	316SS
	M3957K271	6	4-1/2	Brass
	M3957K272	6	4-1/2	304SS
	M3957K273	6	4-1/2	316SS
	M3957K281	9	7-1/2	Brass
	M3957K282	9	7-1/2	304SS
	M3957K283	9	7-1/2	316SS

Notes:

